



Manufacturers of High Quality PVC-U Windows & Doors

Aspen Way  
Yalberton Industrial Estate, Paignton  
Devon TQ4 7QR  
Telephone: 01803 666633 Fax: 01803 663030  
Web site: www.interframe.co.uk  
Email: sales@interframe.co.uk

## TRADE SALES - TRITEC BAY ORDER

### VIEWED FROM OUTSIDE POINTS DENOTE HINGE

Tritec glazing gaskets and weather-seal supplied as follows: Grey with White products, Brown on Mahogany, Accorn on Light Oak.

FROM CUSTOMER

Please accept this order within the Interframe terms and conditions. I understand that the above represents final measurements of window/door units with sill or add-on included if supplied by Interframe. I therefore authorise you to proceed with manufacture in accordance with these details.

YOUR ORDER NO. \_\_\_\_\_  
DATE REQUIRED \_\_\_\_\_  
SHEET \_\_\_\_\_ OF \_\_\_\_\_  
SIGNED \_\_\_\_\_  
ON BEHALF OF \_\_\_\_\_  
DATE \_\_\_\_\_

INTERFRAME NO. \_\_\_\_\_  
DEL. WEEK NO. \_\_\_\_\_

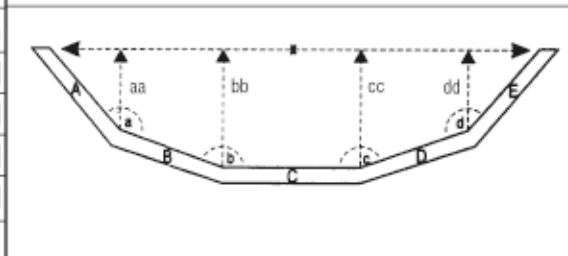
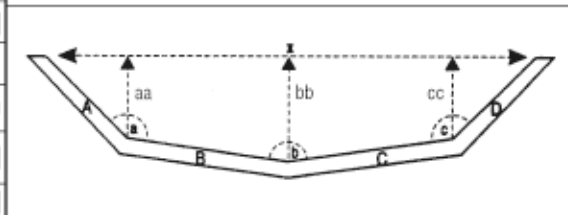
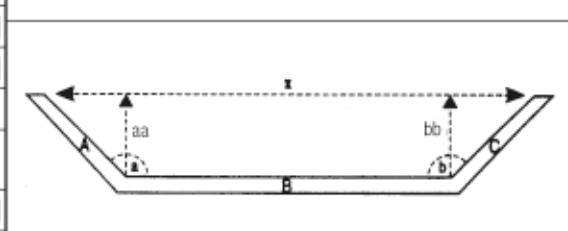
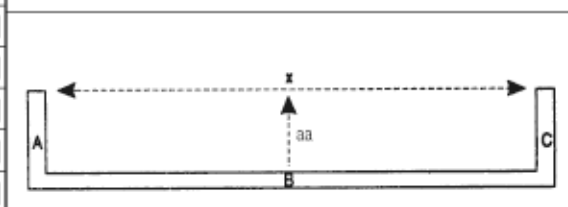
Item A	Item B	Item C	Item D	Item E

OVERALL WINDOW/DOOR DIMENSIONS **INCLUDE** SILL AND/OR ADD-ON/COUPLERS IF SUPPLIED BY INTERFRAME - STD 24mm GLAZING (LOW E GLASS WHEN GLAZED)

HEIGHT	mm
FRAME COL.	WHITE <input type="checkbox"/>
	MAHOG <input type="checkbox"/> ON WHITE <input type="checkbox"/>
MULLION WIDTH	mm
TRANSOM DROP	mm
FRAME SIZE	52 <input type="checkbox"/> 62 <input type="checkbox"/> 75 <input type="checkbox"/>
DRAINAGE	FACE <input type="checkbox"/> BASE <input type="checkbox"/>
MULL/TRNSM	70 <input type="checkbox"/> 88 <input type="checkbox"/> 107 <input type="checkbox"/>
CO-EX, GASKET	GREY <input type="checkbox"/> PUTTY LINE <input type="checkbox"/>
	BLACK <input type="checkbox"/> LOW LEVEL <input type="checkbox"/>
	WHITE <input type="checkbox"/> 28m SCAL <input type="checkbox"/>
SASH TYPE	STANDARD <input type="checkbox"/> SCULPTURED <input type="checkbox"/>
GLAZED	YES <input type="checkbox"/> NO <input type="checkbox"/>
GLASS TYPE:	
	PLANI <input type="checkbox"/> K <input type="checkbox"/>
SHOOTBOLTS	NO <input type="checkbox"/> YES <input type="checkbox"/>
HANDLE FINISH	WHITE <input type="checkbox"/> CHROME <input type="checkbox"/> GOLD <input type="checkbox"/>

DOOR DETAILS	
DOOR WIDTH	mm
DOOR OPEN	IN <input type="checkbox"/> OUT <input type="checkbox"/>
DOOR HUNG	LEFT <input type="checkbox"/> RIGHT <input type="checkbox"/>
MIDRAL HEIGHT	850 <input type="checkbox"/> mm
LETTERPLATE	NO <input type="checkbox"/> YES <input type="checkbox"/>
HANDLE FINISH	WHITE <input type="checkbox"/> CHROME <input type="checkbox"/> GOLD <input type="checkbox"/>
DOOR	STD <input type="checkbox"/> SLAM <input type="checkbox"/> SECURITY <input type="checkbox"/>
D/DOORS MASTER	LEFT <input type="checkbox"/> RIGHT <input type="checkbox"/>
OPERATING SLAVE	<input type="checkbox"/>

**TYPES OF BAY**  
All frames viewed from outside.  
All sizes are internal.  
All angles are internal.



**BAY DETAILS**  
Sill required 85 / 150 / 180 mm. (All sills supplied with 200mm horns) ..... YES / NO  
Are bay pole deductions to be made ..... YES / NO  
Supply aluminium bay poles and assembly ..... YES / NO  
Sill routing required (load bearing)..... YES / NO

**90° Bay**  
A ..... mm  
B ..... mm  
C ..... mm

**Projections**  
aa ..... mm  
bb ..... mm  
cc ..... mm  
dd ..... mm  
X ..... mm  
Springing Line (width)

**Splay Bay**  
A ..... mm  
B ..... mm  
C ..... mm  
D ..... mm  
E ..... mm

**Inside angles**  
a ..... °  
b ..... °  
c ..... °  
d ..... °

**HAVE WE QUOTED?**  
 YES REF. \_\_\_\_\_

NOTES: